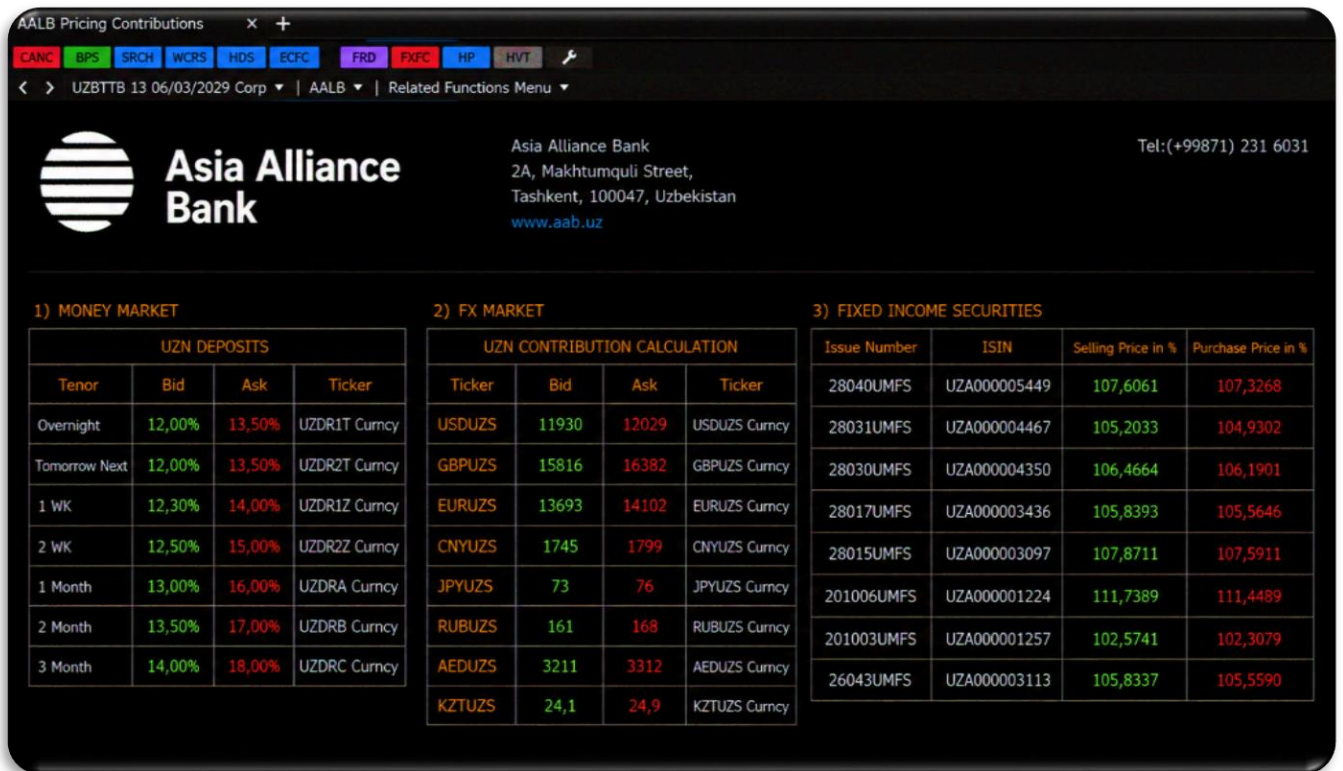


Asia Alliance Bank launched its own page in the Bloomberg terminal



The screenshot shows the Bloomberg terminal interface for 'AALB Pricing Contributions'. The page header includes the Asia Alliance Bank logo, name, address (2A, Makhtumquli Street, Tashkent, 100047, Uzbekistan), website (www.aab.uz), and phone number (Tel: (+99871) 231 6031). The main content is divided into three sections:

1) MONEY MARKET

UZN DEPOSITS			
Tenor	Bid	Ask	Ticker
Overnight	12,00%	13,50%	UZDR1T Currency
Tomorrow Next	12,00%	13,50%	UZDR2T Currency
1 WK	12,30%	14,00%	UZDR1Z Currency
2 WK	12,50%	15,00%	UZDR2Z Currency
1 Month	13,00%	16,00%	UZDRA Currency
2 Month	13,50%	17,00%	UZDRB Currency
3 Month	14,00%	18,00%	UZDRC Currency

2) FX MARKET

UZN CONTRIBUTION CALCULATION			
Ticker	Bid	Ask	Ticker
USDUZS	11930	12029	USDUZS Currency
GBPUZS	15816	16382	GBPUZS Currency
EURUZS	13693	14102	EURUZS Currency
CNYUZS	1745	1799	CNYUZS Currency
JPYUZS	73	76	JPYUZS Currency
RUBUZS	161	168	RUBUZS Currency
AEDUZS	3211	3312	AEDUZS Currency
KZTUZS	24,1	24,9	KZTUZS Currency

3) FIXED INCOME SECURITIES

Issue Number	ISIN	Selling Price in %	Purchase Price in %
28040UMFS	UZA000005449	107,6061	107,3268
28031UMFS	UZA000004467	105,2033	104,9302
28030UMFS	UZA000004350	106,4664	106,1901
28017UMFS	UZA000003436	105,8393	105,5646
28015UMFS	UZA000003097	107,8711	107,5911
201006UMFS	UZA000001224	111,7389	111,4489
201003UMFS	UZA000001257	102,5741	102,3079
26043UMFS	UZA000003113	105,8337	105,5590



Asia Alliance Bank is pleased to announce the launch of its own page on the **Bloomberg** terminal. This step is a logical continuation of the bank's strategy to strengthen its market position, increase transparency, and develop international cooperation.



Available market data

- exchange rates
- money market instruments
- government securities



Benefits for partners and market participants

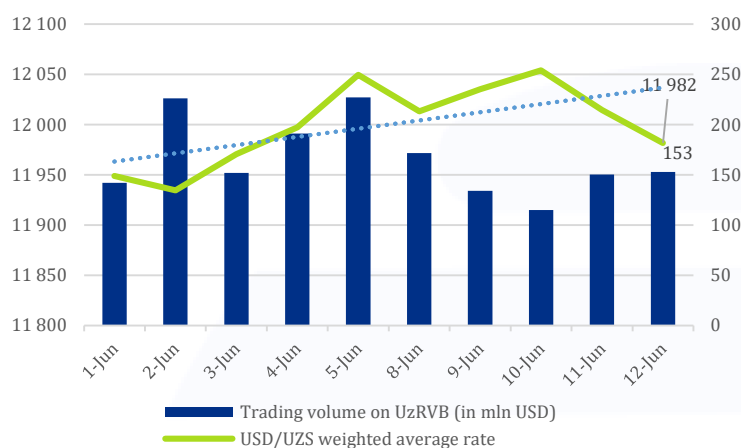
- increasing the transparency and accessibility of market information;
- developing interaction with international investors and financial institutions;
- strengthening the bank's position in the foreign exchange, money and debt markets;
- expanding Asia Alliance Bank's presence in the global information space



Bloomberg ticker: AALB
LEI: 2549008TGRJ60HAHDT33

FX market

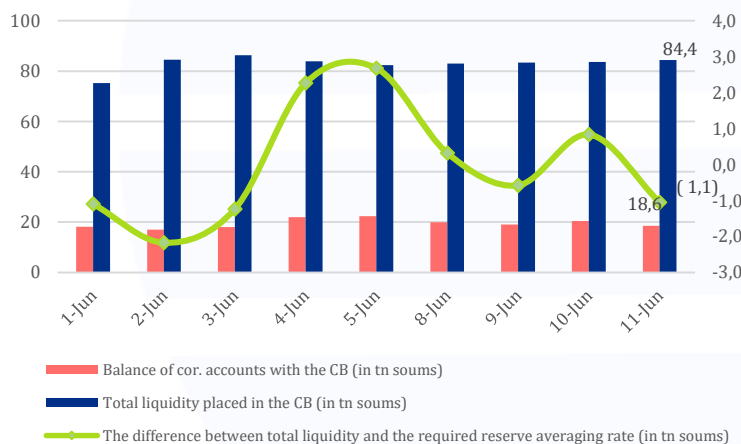
Currency pair	Value as of 12 June	Week over Week	Month over month	YoY
USD/UZS	12 014,5	0,1%	-1,1%	-5,0%
EUR/UZS	13 858,7	-0,6%	-2,9%	-4,2%
CNY/UZS	1 772,6	0,1%	-0,9%	0,7%
RUB/UZS	166,6	3,2%	1,4%	3,6%
JPY/UZS	74,8	-0,3%	-2,9%	-14,1%



Fluctuations of the sum

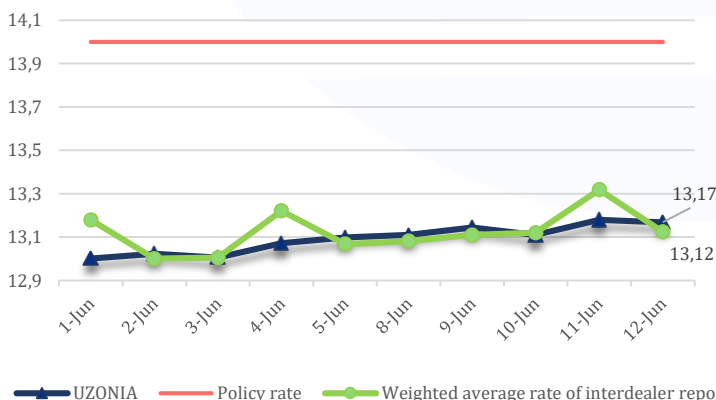
The decline in the average USD/UZS exchange rate by June 2, despite relatively high trading volumes, could have been due to an increase in the supply of foreign currency on the market. The subsequent rise in the exchange rate until June 10, amid continued significant trading activity, indicates increased demand for foreign currency from market participants, while the decline in the exchange rate by June 12 could have reflected a partial stabilization of the supply and demand balance.

Money market



Liquidity Dynamics

Liquidity placed in Central Bank consistently exceeded banks' correspondent account balances, indicating a persistent structural liquidity surplus in the banking system. The difference between the liquidity allocation and the required reserve ratio fluctuated, peaking on July 4-5 and then narrowing to negative territory (-1.1 trillion soums) by July 11.



Dynamics of monetary indicators

UZONIA money market rates and the weighted average interbank repo rate remained stable during the period, fluctuating in the range of 13.0–13.3%. The maintenance of both rates below the Central Bank's key rate (14%) indicates sufficient liquidity in the money market.

Government securities market

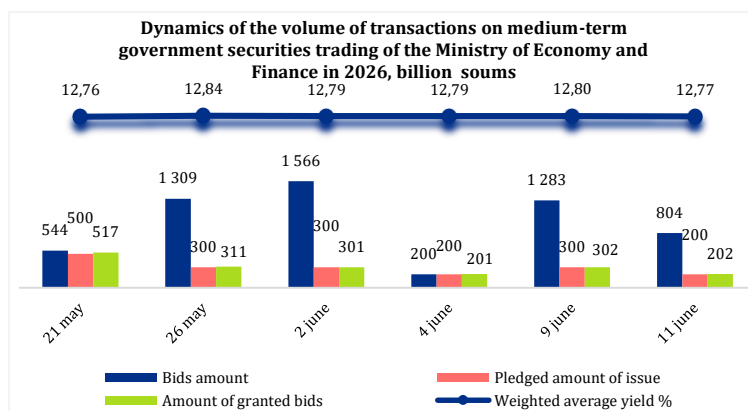
The auction for the placement of treasury bonds was held on **June 9** in the **T+2** format and on **June 11** in the **T+0** format. On **June 9**, the Ministry of Economy and Finance placed government securities with a maturity of **1 year** and **3 years**, the weighted average rate of which was **11.98%** and **12.80%**, respectively. On **June 11**, the average weighted rate for the additional placement of **1-year** and **3-year** treasury bills was **11.98%** and **12.77%**, respectively. In addition, on **June 11**, an auction was held for the placement of Central Bank bonds, in which **29 dealers** participated, the total volume of orders received amounted to **79.98 trillion soums**, the average weighted rate was **14.00%**.

Auction date	Settlement Mode	Ident. Number	Maturity (days)	Pledged amount of issue (k units)	Bids amount (bn soums)	Amount of granted bids (bn soums)	Weighted average yield
09.06.2026	T+2	24136UMFS	357	200	790	179	11,98%
09.06.2026	T+2	28044UMFS	1088	300	1 283	302	12,80%
11.06.2026	T+0	21239CBUSS	7	80 000	79 977	79 786	14,00%
11.06.2026	T+0	24136UMFS	357	300	269	269	11,98%
11.06.2026	T+0	28044UMFS	1088	200	804	202	12,77%

Planned date of placement	Settlement Mode	Ident. number	Maturity (days)	Pledged amount of issue (k units)
16.06.2026	T+2	28044UMFS	1081	300

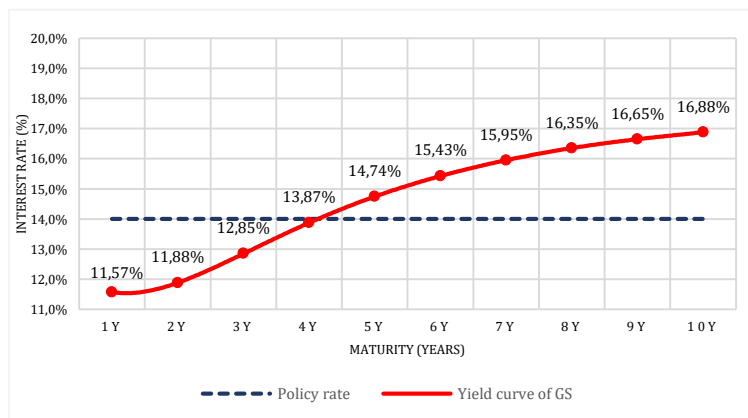
Planned government securities auctions

On **June 16**, the Ministry of Economy and Finance plans to hold auctions for **3-year** government securities in **T+2** settlement mode.



Sales of treasury obligations of the Ministry of Economy and Finance

According to the results of the last auction, the weighted average rates of securities with a maturity of **3 years** remained stable at **12.79%** to **12.77%** compared to the beginning of the month. Demand for medium-term Treasury bills increased due to the fact that the overall demand at the Central Bank's weekly bond auctions consistently exceeded supply.



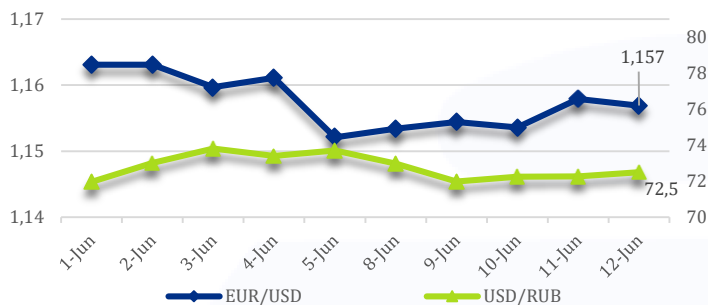
Yield curve

The government securities yield curve (a graph reflecting the relationship between prices and maturities of government debt instruments denominated in the national currency) as of **June 10** for securities with maturities of **3 and 5 years** was **12.85%** and **14.74%**, respectively.



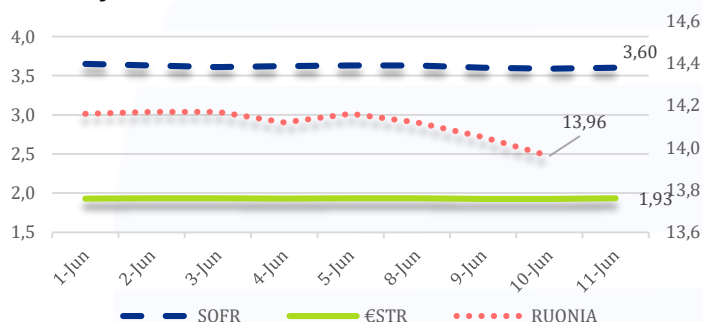
FX market

Currency pair	Value as of 12 June	Week over Week	Month over month	YoY
EUR/USD	1,1569	0,42%	-1,21%	-0,14%
USD/RUB	72,50	-1,63%	-1,51%	-9,38%
DXY	99,75	-0,32%	0,94%	1,87%
XAU/USD	4 219,3	-2,54%	-10,01%	24,64%
USD/CNY	6,7634	-0,03%	-0,41%	-5,71%
USD/JPY	160,23	-0,06%	1,50%	11,66%



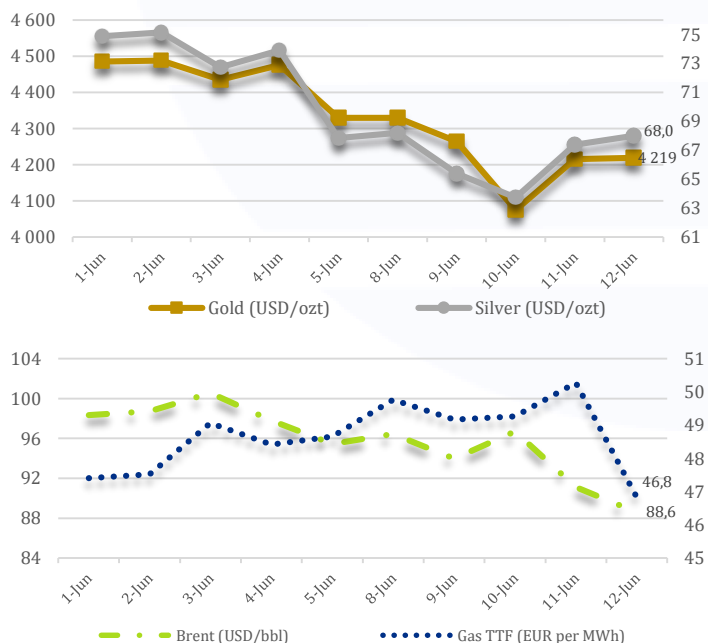
The euro is holding near \$1.16, supported by a weaker dollar and expectations of a possible peace agreement between the US and Iran. An additional boost was the European Central Bank's first rate hike in three years, with markets expecting another hike in the fall amid an upward revision of inflation forecasts, despite weaker growth expectations in the eurozone.

Money market

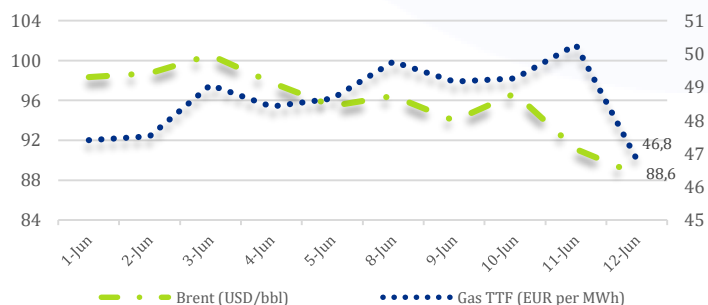


Investors awaited further decisions from leading central banks amid persistent inflation risks. On June 11, the ECB raised its key interest rates by 25 basis points for the first time in three years, and markets anticipate another hike in the second half of the year, most likely in September, amid heightened inflation risks. At the same time, according to CME FedWatch data, market participants assess a high probability of the US Federal Reserve keeping the interest rate at its current level, although the overall probability of a rate hike by the end of 2026 is approximately 60%.

Commodity market



Gold and silver continued to rise towards the end of the week amid the conclusion of a peace agreement between the United States and Iran, which involves the opening of the Strait of Hormuz and the reduction of inflation risks due to falling oil prices. Precious metals are further supported by expectations that the Fed will keep rates unchanged, while the Bank of Japan may continue to tighten policy.



European gas and Brent crude prices fell sharply following the preliminary peace agreement between the US and Iran, which calls for the opening of the Strait of Hormuz and the restoration of energy supplies from the Persian Gulf. The decline in geopolitical risks eased concerns about supply shortages and led to a reduction in the risk premium in energy prices.



This document is for informational purposes only and does not constitute an offer to buy or sell any financial instruments, nor should it be considered individual investment advice.

The information contained herein does not constitute an offer, a public offer, or an invitation to engage in investment activities. This document does not guarantee returns and does not take into account the investment objectives, financial situation, or specific circumstances of any particular investor.

Before making investment decisions, we recommend that you independently assess the risks, benefits, legal, tax, and other implications. Previously published return information does not guarantee similar results in the future.

Logos or trademarks used in this document (if any) are provided for informational purposes only and do not constitute a partnership, endorsement, or advertising of the respective brands.

The terms and definitions contained in this material apply solely to the financial instruments discussed and may not coincide with legal definitions established by law.

This material is based on open sources; information is subject to change without notice. The organization is not responsible for any losses that may arise as a result of using the information provided.

This review is presented in the state, Russian, and English languages. In the event of any discrepancies or inconsistencies between the language versions, the Russian text shall prevail.

Thank you for your attention!

JSCB "Asia Alliance Bank"

Treasury Department

2a, Makhtumkuli Str., Tashkent 100047,

Tel: +998 71 231 60 00 (1241) | (1048)

e-mail: Davron.Mahmudov@aab.uz, Azizbek.Suyunov@aab.uz

website: www.aab.uz

